


# Perforated Paper Needlework

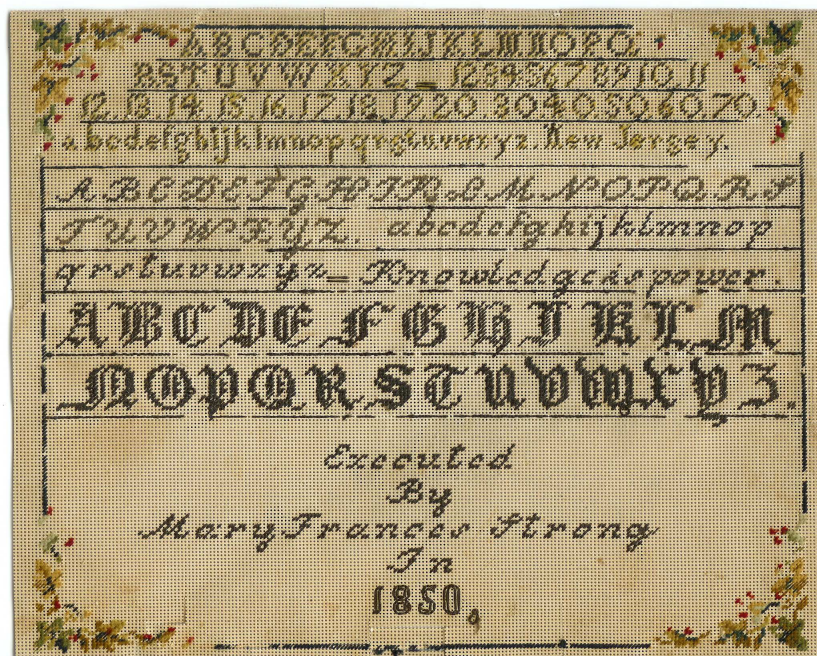
## 1840's - 1880's Smalls and Samplers

documented from the collection of Claudia Dutcher

Perforated paper, perforated cardboard, punched paper, first appears in needlework during the 1840's. Samplers were usually stitched on finer paper. The higher the hole count - the more stitches per inch.



**1850 - Close Up of a girl and her dog**  
Worked in wool by Susan Smith. Probably adapted from a Berlin Woolwork pattern. Overall piece - 9" x 10" 18 holes per inch



**Rare 1850 New Jersey Paper sampler**  
by Mary Frances Strong

"Knowledge Is Power" motto above the large alphabet  
8" x 10" 24 holes per inch

**1850**




**Unusual Mourning Hair Sampler**

Size 4" x 5" 22 holes per inch  
"We Bloom To Die James E. Mountain died May the 1 1862. His aching head is at rest."

**1844**

**English Sampler**  
1844  
by Emma Turtle  
Age 9 years.  
6" x 7"  
26 holes per inch



**1862**

Copyright © 2009 Claudia Dutcher / Dutch Treat Designs  
All Rights Reserved for images and information.



## The Smalls - things you would find in a sewing basket

### Scalloped Pinkeep



**circa 1850**  
Stitched on both sides  
each circle 2.75" in diameter  
24 holes per inch




**Red Needlebook**  
2" x 2.5" each cover  
24+ holes per inch

Front  
& Back  
Covers

**1860's**


**Purple Needlebook**  
2" x 3" each cover  
24+ holes per inch

### Cut and Layered Needlebooks



Paper was carefully cut away in some places and layered in others to make these fragile little needlebooks. Both have velvet beneath the paper on the front and back covers. The inside of the red Needlebook also has paper patterning over velvet. The purple needlebook has felt pages for needles.

### 1881 Layered Needlebook




This technique is similar to tramp art in that the pattern was formed by stacking different sizes of paper squares on top of each other.  
Each cover - 2.75" x 3.25"  
24 holes per inch

Front  
& Back  
Covers



Inside the  
red and  
purple  
needlebooks



Inside



### Unusual Scissors Case

Charming little two piece case. The stitchers name is stitched in tiny beads. Her name is covered up by the bottom top piece. The back is lined with blue silk. The edge of the paper is covered in blue ribbon.

2.75" x 6"  
24 holes per inch



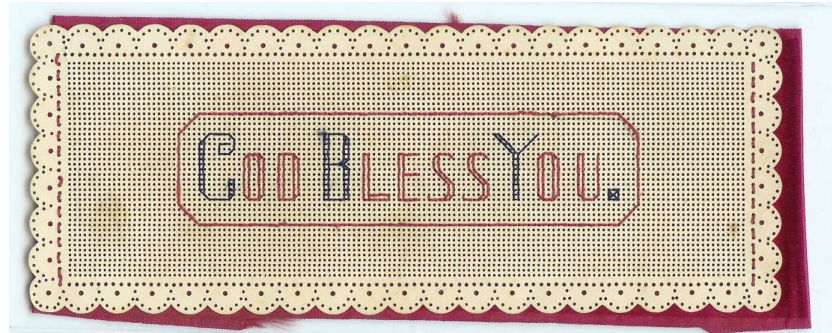
**1863**



This Father bookmark is dated 1863 and has a picture glued to the paper.  
2.88" x 7"  
24 holes per inch

## Bookmarks


There were two types of bookmarks worked on paper - Those where the design was stitched free hand or counted from a pattern, and those where the design, usually a motto or saying, was pre printed on the paper. None of the bookmarks shown here are preprinted designs. Many magazines carried designs intended to be stitched as bookmarks during the 1860s - 1880's.




2.5" x 6"  
24 holes per inch

Copyright © 2009 Claudia Dutcher /  
Dutch Treat Designs  
All Rights Reserved.

These two are typical examples of a rectangular scalloped edge bookmark, where the inside paper was punched for stitching and the outside edge was finished as a frame. For this type of bookmark, the overall size and the scallop edge pattern do vary slightly. The hole count remains the same.



Unusual bookmark with a cross shaped paper frame.  
2.22" x 6"  
24 holes per inch



2.33" x 2.75"  
24 holes per inch



Pink was an unusual paper color.  
2.25" x 4.5"  
24 holes per inch

## 1860 - 1870



2.5" x 4.75"  
24 holes per inch  
This may have been a chalice cover.



2.33" x 2.75"  
24 holes per inch



## Unusual small paper pieces



**1870's**

### Beaded Wall Pocket

2.75" wide x 7.5" long  
18 holes per inch

Stitched with variegated cottons to resemble a shoe. Finished with crystal beads.

### Remember

(rose)

Me


is stitched above and below the top rose.

circa 1870

### Circa 1860's - Small basket

Baskets were a common use for perforated paper. Most baskets were bigger than this little one. Many did not survive because they did not do well being stored flat.

Basket base 2.88" x 2.5"  
Side height 1.25"  
20 holes per inch

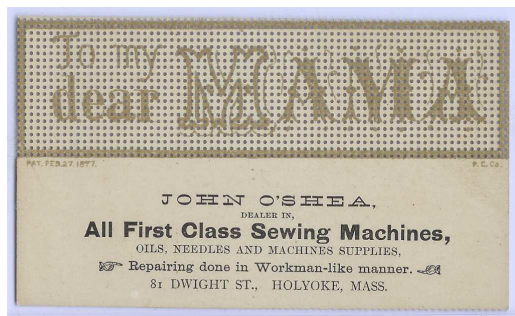


Back & Front Covers

**1886**

### Tiny pocket calendar -


Each front and back paper cover is only 1.5" x 2.25". The lyre is beaded. German in origin with Judaic holy days  
24 holes per inch.



**1877**

### Advertising Bookmarks

Patent date Feb 23, 1877.



### Canvas Lacework

A technique where the paper was cut away (or stitched) to make an open pattern that looks like lace. This technique was most often used for book-marks. This piece is a cut away example.

1.88" x 4" 20 holes per inch

It is rare to find advertising book-marks with the store name still attached.

Overall size 3" x 5"  
18 holes per inch

**1860's**

